

April Kindergarten Homework

	Monday	Tuesday	Wednesday	Thursday	Friday
Week 1	Choose from one of these types of writing: -a non fiction story -a poem -a how to	Practice rainbow writing your sight word: "with". Practice the "one breath box" sight word list below.	Count the forks in the kitchen. Count the spoons in the kitchen. What do you have more of? Write an equation to show more than/less than.	Complete the br/cr word sort below. Complete the dr/fr sort below.	Find 2 rocks of different sizes/shapes. Draw them and then compare their properties.
Week 2	Think about something you are good at doing. Then, write a how to story to explain how you do it.	Practice rainbow writing your sight word: "some". Practice the "one breath box" sight word list below.	Solve this problem: Walt had 16 chicks. Ellie had 9 chicks. Who had fewer chicks? Write an equation to show more than/less than.	Write a list of words that have silent e.	Think of an animal that is oviparous (hatches from an egg). Draw a picture of the animal and write 3 facts about it.
week 3	Make a list of things you can do in the spring.	Practice rainbow writing your sight word: "come". Practice the "one breath box" sight word list below.	Write your numbers to 100 on a blank piece of paper. Skip count by 10s and color each of those numbers (10,20, 30, etc.) yellow.	Complete the "Color by coins" page and tell someone in your family how much each coin is worth.	Complete the "pennies, pennies, pennies" page below to practice adding pennies.
week 4	Write a "never poem". See the directions below for how to get started.	Practice rainbow writing your sight word: "when"	Write your numbers to 100 on a blank piece of paper. Skip count by 5s and color each of those numbers (10,20, 30, etc.) green.	Complete the "nickels" page to practice adding values.	Write and/or draw about the life cycle of a frog.
week 5	Write a list of things you would need to plant a garden. Include pictures with your list.	Practice rainbow writing your sight word: "how"	Write your numbers to 100 on a blank piece of paper. Skip count by 2's and color each of those numbers (10,20, 30, etc.) red. Find the odd numbers and the even numbers on the 100 chart.	Complete the "dimes" page to practice adding values.	Complete the "quarters" page to practice adding values.

April Kindergarten Homework

Name _____

Blends – br/cr

br









cr









Name _____

Blends – dr/fr

dr

fr

 __ib	 __ab	 __ack	 __occoli
 __ush	 __ead	 __own	 __oom

 __ies	 __eam	 __agon	 __og
 __um	 __uit	 __agonfly	 __ame

April Kindergarten Homework

Name _____

Blends – gr/pr

<div style="border: 1px solid black; padding: 5px; margin-bottom: 10px;">gr</div> <div style="border: 1px solid black; height: 300px; width: 100%;"></div>	<div style="border: 1px solid black; padding: 5px; margin-bottom: 10px;">pr</div> <div style="border: 1px solid black; height: 300px; width: 100%;"></div>
--	--



Fry I-25

One Breath Boxes









Take one deep breath and try to read all the words in a box without stopping. Start with the shortest box and work your way up to the longest!

the
of
and
a
to
in
is
you
that

it
he
was
for
on
are
as
with
his
they

I
at
be
this
have
from
and
you
that
are
with
was

the
have
are
they
in
with
from
his
be
that
is
was
this

 _een	 _ize	 _avy	 _etzel
 _ice	 _ave	 _esent	 _apes













April Kindergart



--- Name: _____

Pennies, Pennies, Pennies

count the pennies and write the amount on the line.

 _____	 _____	 _____
 _____	 _____	 _____
 _____	 _____	 _____
 _____	 _____	 _____

April Kindergarten Homework

Directions for “Never Poem”...

To write your “Never Poem,” you will write one sentence for each of the following, repeating your chosen consonant sound as many times as possible.

- 1 Something you would never *eat*.
- 2 Something you would never *wear*.
- 3 Something you would never *buy*.
- 4 Something you would never *do*.
- 5 Someplace you would never *go*.
- 6 Something you would *always like to think about*.
- 7 “And I promise you I will never ...”

Once their poems are finished, invite them to choose some words from the poem and write a title.